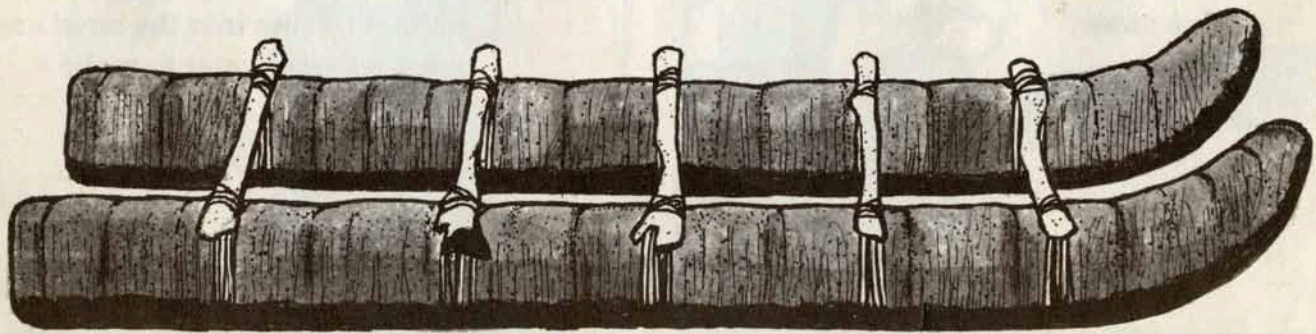



A girl

BUILDING A SKIN SLED





- 1** Two men drag some sewn-together sealskins toward the river. The skins were part of the tent in the summer, but more recently they had been the roof of a karmak. The men also carry their tools and a length of thong.



- 2** On the river ice, one man shovels a small area clear of snow. The other starts to chop a hole through the ice.

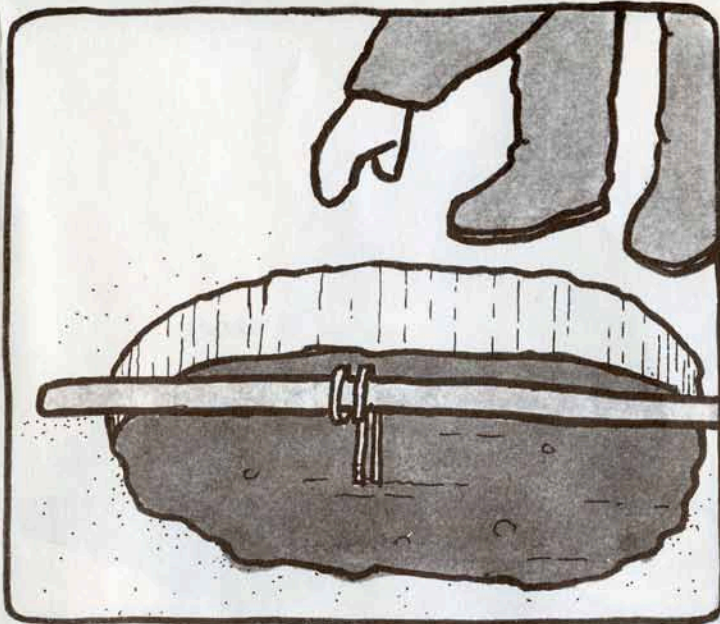


3 The men spread the sealskins flat and cut the piece in half with a snow knife.




4 Each half is rolled ... and tied with thong at one end.







5 The two pieces of sealskin are lowered into the river through the hole. They are suspended by the thong tied to one end. The thong is looped around the digging stick, which is laid over the hole.



6 When the skins are thoroughly wet and soft, the men haul them out and unroll them on the ice. They lay a row of split salmon along one end and start to roll the skins over the salmon.



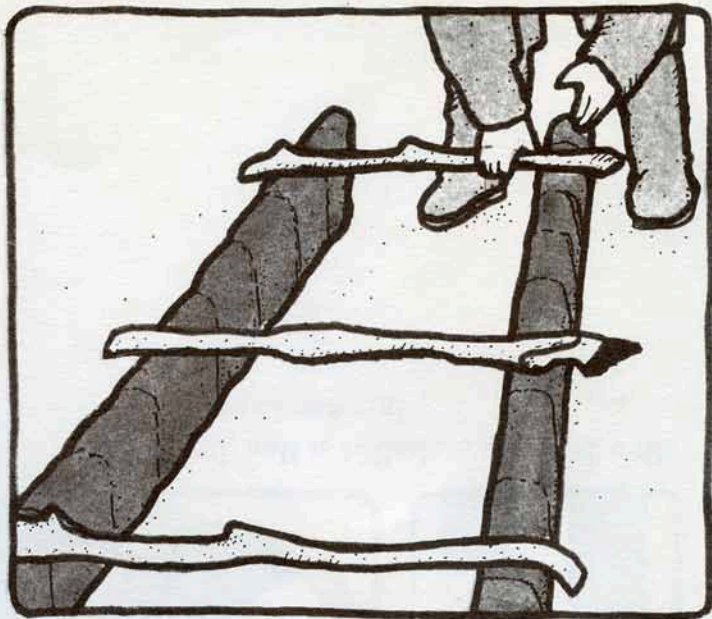
7 When the rolls are complete, the men bind them tightly with thong.



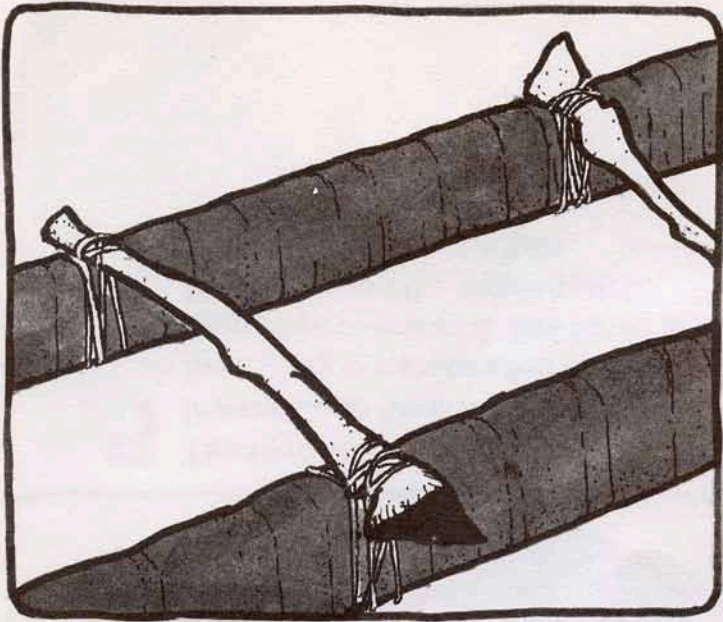
8 Then they stamp on the rolls to flatten them. One end of each roll is tapered and formed into a curve. This will be the front of the sled.



9 A short time later, when the rolls have frozen solid, the thongs are taken off.



10 The men have brought caribou bones and pieces of antler to use as crosspieces. They stand the skin runners on edge and lay the crosspieces between them.



11 They bind the crosspieces to the runners with the same thing they used to tie the runners while they froze.




12 When the frame of the sled is complete, the men prepare a coating for the runners. First, one man gathers some moss. He loosens it from the ground with a snow shovel and piles it on a carrying skin to take back to the river.



13 Back by the sled frame, both men pound the moss into fine pieces with skin scrapers and mix it with fine snow.




14 One of the men digs out a bowl-shaped hole in the river ice with his digging stick. He pushes the chopped moss into the bowl and adds enough water to make a thick sludge.




15 The men put the sled upside down on four blocks of snow. Then they put the sludge of moss and water on the under side of each runner in a thick even coat. They pat it smooth as they put it on.



16 After the moss has frozen solid, the men scrape it with a sharp knife to make it even smoother. One man takes a mouthful of water, sprays it into his polar-bearskin mitten, and quickly rubs the wet mitten over the layer of moss. After he has done this several times, he has made a coating of smooth ice on each runner. The ice will let the sled glide easily over the snow.



17 The men turn over the finished sled. To load it, one of the men will throw a skin over the crosspieces. On the skin the family will pile all its belongings, then tie everything firmly with thong.



18 When the dogs have been harnessed and hitched to the sled, the family is ready for the trip to the sea ice.